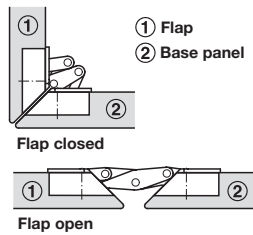
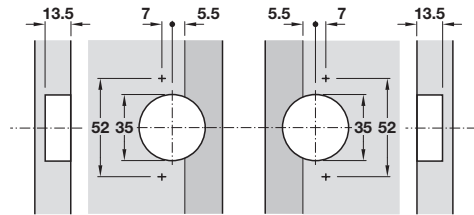


Mitred flap hinge, for 45° mitred applications

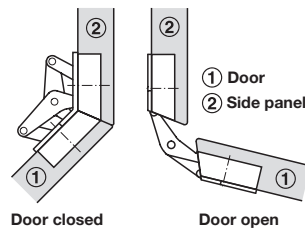


- > Only for use in combination with flap or lid stay
- > Opening angle max. 90°
- > For flap and bottom panel thickness 16 - 22 mm with 45° mitre angle
- > Ø 35 mm cup
- > Screw fixing
- > Adjustable up to 3 mm in 3 directions
- > Nickel-plated zinc alloy cup and nickel-plated steel arm
- > Order fixing screws separately
- > Order qty: 1 pc

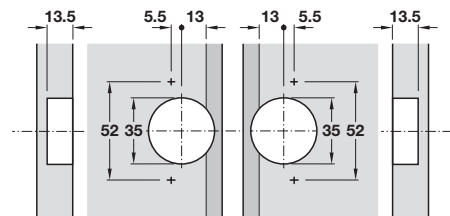


Opening angle	Cat. No.
90°	325.02.702

Mitred hinge, for 22.5° mitred applications

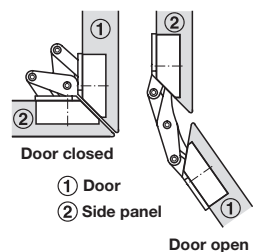


- > Specially designed to enable door and carcass edges to meet at mitred angles
- > Opening angle 120°
- > For door and side panel thickness 16 - 22 mm with 22.5° mitre angle
- > Ø 35 mm cup
- > Screw fixing
- > Adjustable up to 3 mm in 3 directions
- > Nickel-plated zinc alloy cup and nickel-plated steel arm
- > Order fixing screws separately
- > Order qty: 1 pc

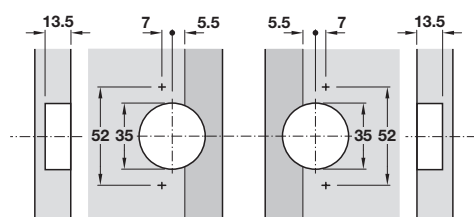


Opening angle	Cat. No.
120°	325.00.726

Mitred hinge, for 45° mitred applications



- > Specially designed to enable door and carcass edges to meet at mitred angles
- > Opening angle 135°
- > For door and side panel thickness 16 - 22 mm with 45° mitre
- > Ø 35 mm cup
- > Screw fixing
- > Adjustable up to 3 mm in 3 directions
- > Nickel-plated zinc alloy cup and nickel-plated steel arm
- > Order fixing screws separately
- > Order qty: 1 pc



Opening angle	Cat. No.
135°	325.00.708

TCH TECHNOLOGY 2018, © Häfele U.K. Ltd 2018. Dimensional data not binding. We reserve the right to alter specifications without notice.