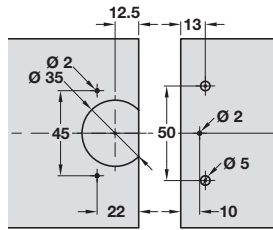


Hinge with exposed axle and short hinge arm

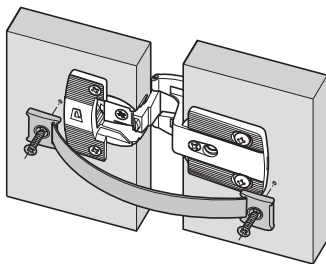


- > For modular system cabinets/ frame systems/rebated edge doors
- > For cabinets made of steel, wood and compact laminate boards
- > Assembling of cup and hinge arm via a screw with metric thread
- > Opening angle 270 ° for full overlay
- > Gap of 4mm for corner mounting
- > Hinge arm only 4 mm thick
- > With catch
- > Door overlay 15 mm
- > Lateral adjustment -3 mm
- > Vertical adjustment ±3 mm
- > Protrusion of the hinge arm into the interior of the carcass 21.5 mm
- > Zinc alloy, hardened steel axle in maintenance free plastic bearings
- > Special Euro screws for fastening of the hinge arm are optional
- > Order qty: 1 pc



Finish	Cat. No.
Nickel-plated	344.01.100

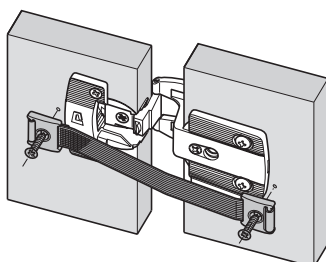
Clothes protecting guard



- > Protects clothes from being clamped or damaged
- > For screw fixing, hinge type independent
- > White plastic strip with nickel plated zinc alloy fixing plates
- > Order qty: 1 pc

Finish	Cat. No.
White plastic	344.00.992

Opening angle restraint



- > Opening angle max. 120°
- > For screw fixing
- > Adjustment facility: Individual opening angle by shortening the strip
- > Black plastic fabric strip with nickel plated zinc alloy fixing plates
- > Order qty: 1 pc

Finish	Cat. No.
Black plastic	344.00.991

TCH TECHNOLOGY 2018, © Häfele U.K. Ltd 2018. Dimensional data not binding. We reserve the right to alter specifications without notice.