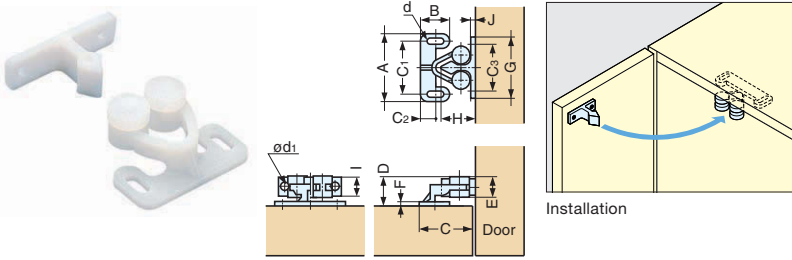


ROTARY CATCH



RC6900, RC6901



* Please specify color when ordering.

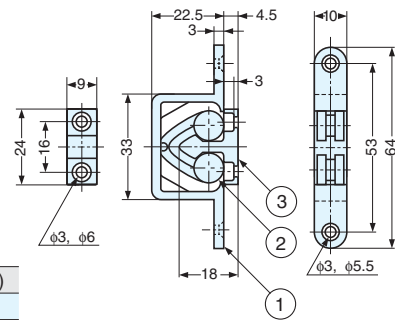
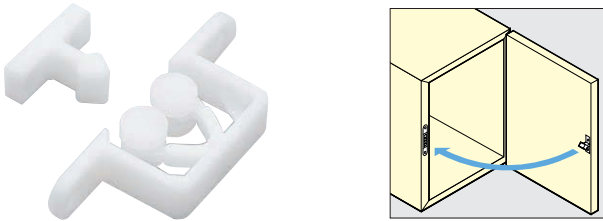
Part Name	Material	Color
Catch	Polyacetal	White (WHT)
Strike		Brown(BRN) (6901 only)
Roller	Polyethylene	

Item No.	Push in Force (kg)	Pulling Force (kg)	A	B	C	D	E	F	C ₁	C ₂	C ₃	G	H	I	J	d	d ₁	Weight (g)	Box (pcs)	Carton (pcs)
RC6900	1.1 (2.4 lbs)	1.6 (3.5 lbs)	29 (1-9/64")	12	21.2	11.3	8	2	21.5	6	20	26	13.5	7.5	1.7	3.1x7	3	3	100	2000
RC6901	2.2 (4.8 lbs)	3.2 (7 lbs)	31.3 (1-15/64")	14	27.2	12.6	9	2.3	24.4	7.5	23.6	32	16.5	9	2		3.1	4		

ROTARY CATCH (MORTISE TYPE)



RCU




Item No.	Push in Force (kg)	Pulling Force (kg)	Weight (g)	Box (pcs)	Carton (pcs)
RCU	3.0	3.2	8	100	800

KNUCKLE CATCH



JC-24, JC-26



* Please specify color when ordering.

Part Name	Material	Color
Catch	Polyacetal	Natural White(WHT)
Strike	Polyamide	Black (BLK)

Item No.	Push in Force (kg)	Pulling Force (kg)	A	C ₁	C	D	E	F	G	C ₂	J	K	L	d ₁	d ₂	Weight (g)	Box (pcs)	Carton (pcs)
JC-24	3.1	2.7	24	17	21.5	7.5	7	12	22	15.5	7.5	12.5	2	2.5x5.5	2.5	1.5	100	2000
JC-24B													2.5	3.3x6	3.3			
JC-26	2.2	1.7	26	18			6		24.5	17			2.5	3.3x6	3.3	2		5000

KNUCKLE CATCH



NAC



Installation

Part Name	Material	Color
Catch	Polyacetal	White
Strike	Polyamide	

Item No.	Push in Force (kg)	Pulling Force (kg)	Weight (g)	Box (pcs)	Carton (pcs)
NAC	5.7 (12.5 lbs)	7.1 (15.6 lbs)	4.5	100	1000