

# TECHNICAL SPECIFICATION SHEET

**ZDL0060LSS / ZDL0060LRSS**



## PRODUCT SPECIFICATIONS

- Available with 55 & 60mm backset
- Case size (55mm backset) - 85 x 165mm
- Case size (60mm backset) - 90 x 165mm
- Face plate - 235 x 22 x 3mm
- Stainless Steel latch bolt
- Includes grip tight follower spring
- Includes anti-rattle strike and dust box
- Available in square & radius profiles
- All factory QC tested
- Tested to BS EN 12209 : 2003
- FD 30/60 timber door tested
- Certifire tested - CF850
- 10 year mechanical guarantee

## STANDARDS



## SUITABILITY






## ADDITIONAL INFO.



30 minutes & 60 minutes

Category of use	Durability	Door Mass	Fire Resistance	Safety	Corrosion Resistance	Security	Field of Door	Type of Key	Type of Spindle	Key Identification
<b>3</b>	<b>X</b>	<b>8</b>	<b>1</b>	<b>0</b>	<b>G</b>	<b>-</b>	<b>B</b>	<b>0</b>	<b>2</b>	<b>0</b>

CODES	DESCRIPTION	FINISH	ADDITIONAL INFO.
ZDL0060LSS	ZDL Din Lock Series	SS	Din Latch
ZDL0060LRSS	ZDL Din Lock Series	SS	Din Latch - Radius
 <p><b>For more information please contact us today:</b>  <b>Call: 01228 672900</b>  <b>Fax: 01228 672928</b>  <b>Email: sales@zoo-hardware.co.uk</b>  <b>Web: www.zoohardware.co.uk</b></p> <p>ZOO Hardware Ltd, Unit B, Dukes Drive                      Kingmoor Park North, Carlisle, Cumbria CA6 4SH</p>		  <p>URS is a member of Registrar of Standards (Holdings) Ltd.</p>	