

3-WAY ADJUSTABLE CONCEALED HINGE



HES3D-E190



Features

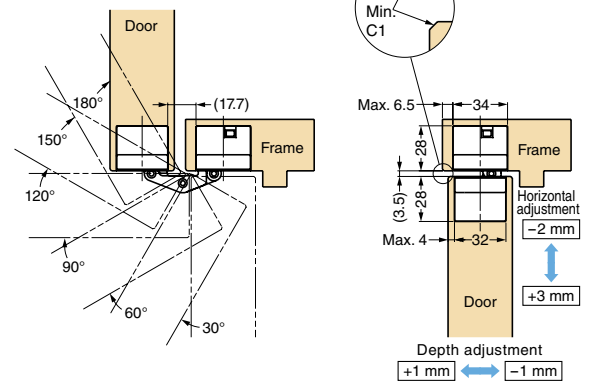
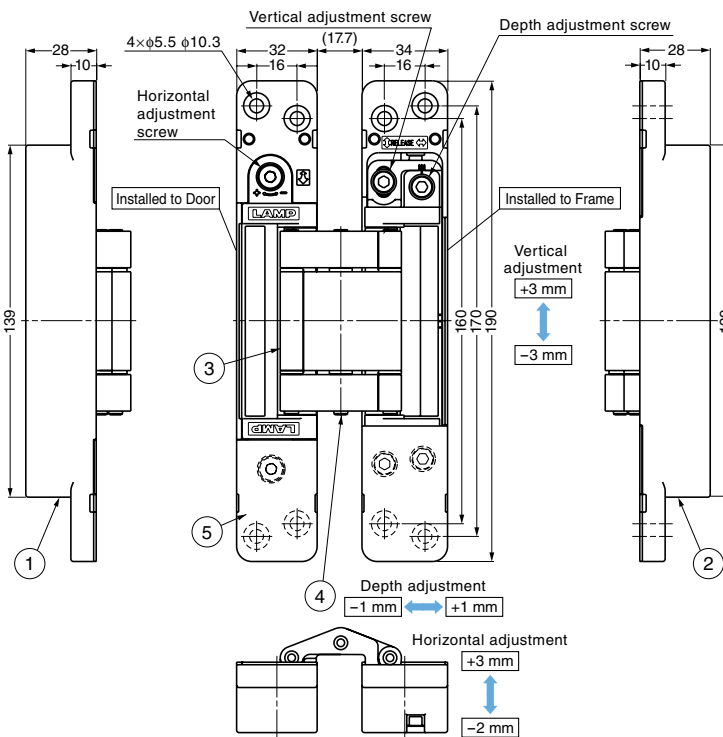
- Thin profile allows for shallow mortise and makes installation easier
- Jig (sold separately) makes installation easy.
- Has a fire safety rating of ANSI/UL 10C, CAN/ULC-S104
- Vertical, horizontal and depth adjustment possible post-installation (3way)
- Can be split into two parts (one for the frame and one for the flap) making installation easy
- Temporary holding feature: can temporarily be hung and hold position without being affixed with screws. This makes installation much easier.
- Custom colors available on request. Please contact us for details.
- Passed a 300,000 open/close cycle test in private testing.

Parts Included

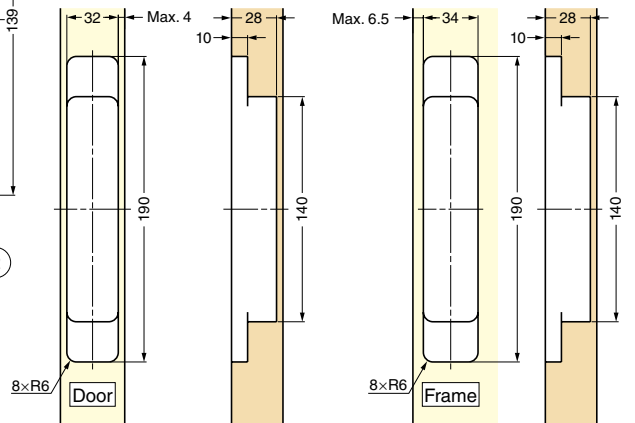
- Countersunk head screw 5x30 (4 pcs/hinge)
- Allen key size 4

Sold Separately

- Installation template HES3D-E190-TMP (P.474)
- Metal door bracket E190BKT (P.475)



Cut Out Dimensions



No.	Part Name	Material	Finish/Colour		
			DC	DN	BL
①	Body	Zinc Alloy (ZDC)	Satin Chrome	Satin Nickel	Black
②	Base Frame	Zinc Alloy (ZDC)	Satin Chrome	Satin Nickel	Black
③	Arm	Aluminum Alloy	Satin Chrome	Satin Nickel	Black
④	Shaft	Stainless Steel	Plain	Plain	Plain
⑤	Cover	ABS	Satin Chrome	Satin Nickel	Black

[Video Link](#)

Item Code	Item Name	Colour	Door Width	Door Height	Door Thickness	Door Weight		Opening Angle	Weight	Box	Carton
170-025-498	HES3D-E190DC	Silver	Max. 900	Max. 2400	Min. 38 mm	Max. 100 kg/2 pcs	Max. 125 kg/3 pcs	180°	1,113 g	2 pcs	12 pcs
170-025-499	HES3D-E190DN	Champagne Gold	Max. 900	Max. 2400	Min. 38 mm	Max. 100 kg/2 pcs	Max. 125 kg/3 pcs	180°	1,113 g	2 pcs	12 pcs
170-025-539	HES3D-E190BL	Black	Max. 900	Max. 2400	Min. 38 mm	Max. 100 kg/2 pcs	Max. 125 kg/3 pcs	180°	1,113 g	2 pcs	12 pcs

